


















Reception Literacy Overview

Term	Text	Outcomes	Sentence Stems
Autumn 1	Baseline/Settling/ Transition text 	Drawing picture of themselves- modelled session Name and age writing- modelled session	I am
		Label picture of themselves (focus on initial and dominant sounds) Label monster with different feelings (focus on initial and dominant sounds)	I have I am
		Write different types of jobs (focus on initial and dominant sounds) Write different types of houses/buildings	I can see (using page as stimulus) I can see (using page as stimulus)
		Label signs of Autumn (children go on Autumn walk and use stimulus from book and walk)	

<p>Autumn 2</p>		<p>Character description (labelling the owl)</p> <p>Speech bubble for owl baby's feelings (I am hungry, I am sad, I am upset)</p>	<p>It is</p> <p>I am</p>
		<p>Write about what Hindu's do to celebrate Diwali</p> <p>Write about what we do for our special celebrations</p> <p>(Trip recount (provide children with pictures from trip and write word to match))</p>	<p>They have...</p> <p>I have...</p>
		<p>Speech bubble?</p> <p>Plan a party- children to write simple list of things needed for a celebration (CVC picture word stimulus)</p>	<p>I need</p>
		<p>Write a list of what spy equipment we need to find the culprit who has eaten the cake.</p>	<p>I need...</p>

<p>Spring 1</p>		<p>Rhyming sentence</p>	<p>It is a...</p>
		<p>Character description – adjectives/ describing words. Speech bubble</p>	<p>He is/has She is/has</p>
		<p>Labelling objects found Fact file</p>	<p>I found a It is a.. It has a ...</p>
		<p>Story map (ordering and retelling the story) Sentence linked to part of the story (choose from story map)</p>	

<p>Spring 2</p>		<p>Writing ingredients list for terrible soup</p> <p>Writing instructions to make terrible soup</p>	<p>I will need</p> <p>Mix, Cut, Chop, Add, Stir</p>
		<p>Write about what makes me feel happy...</p> <p>How can you make others happy..</p>	<p>I like to..</p> <p>I can</p>
		<p>List of things that spiders can do (links to book and real facts)</p> <p>Letter from the spider to say why they would be a good pet (link back to things they can do)</p>	<p>I can, I will</p>
<p>Summer 1</p>		<p>Map of classroom and what we can see</p> <p>Map of our community and write about what we can see</p> <p>Link to small world</p>	<p>I can see...</p> <p>I go to the.. (Extend with 'it is...')</p> <p>I go to the..(Extend with what they do there)</p>

		<p>Labelling- Words linked to Lion- what it looks like, how it moves, what it eats, where it lives (HA to write simple sentence using words they have come up with)</p> <p>Fact file for a Lion using last weeks learning</p>	<p>The...is...</p>
		<p>Write a simple message to a friend using to and from (build up to writing letter)</p> <p>Letter to the people to tell them to stop dumping rubbish</p> <p>Make a poster : how we can help the planet</p>	<p>To From Can you...? You need to...</p> <p>We can...</p>
<p>Summer 2</p>		<p>Planet facts- link to 3 or 4 planets children to write key words linked to- what it is called, what it looks like, how big it is, its temperature and any other facts</p> <p>Fact file about one planet from last week</p>	<p>The...is... It has</p>
		<p>Instructions on how to fix a spaceship</p> <p>Instructions on how to make a rocket- Children to make rockets in creative area at the start of the week and write instructions on how to make the rocket in</p>	<p>Fix, Add, Put</p> <p>Add, Put, Cut, Stick, Fold,</p>
		<p>Describe the meteor shower- use other stimulus alongside book (pictures, videos)</p> <p>Poster about space</p>	<p>It is</p> <p>Come and see...</p> <p>It is...</p>